

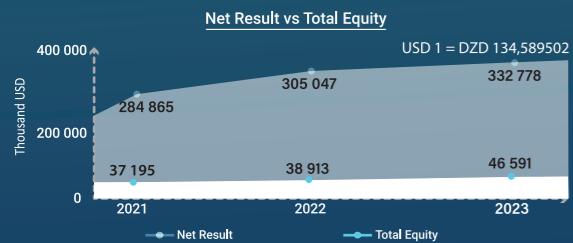
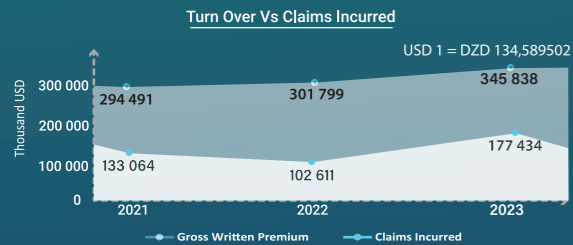
CCR IN BRIEF

- Compagnie Centrale de Réassurance created in 1973.
- Member of (AIO, GAIF, FAIR).
- CCR manages the Decennial Liability Pool, The Political Violence Pool (PV) and the Algerian Catastrophe Insurance Program (ACIP).
- CCR provide trainings and seminars for the local clients through CCR college program.

On September 28th, 2023 @ A.M. Best has affirmed the Financial Strength Rating of B+ (Good).



CCR KEY FIGURES



NATIONAL ACCEPTANCES

U : Thousand USD

Branches	2022	%	2023	%
Special Risks	8 739	3,48%	11 010	3,80%
Property & Casualty	167 443	66,65%	200 322	69,19%
Natural Catastrophe	33 473	13,32%	32 159	11,11%
Life	10 798	4,30%	14 930	5,16%
Aviation	15 728	6,26%	14 339	4,95%
Marine	15 041	5,99%	16 747	5,78%
TOTAL	251 222	100%	289 506	100%

GLOBAL ACCEPTANCES

U : Thousand USD

Branches	2022	%	2023	%
Special Risks	8 746	2,90%	11 028	3,19%
Property & Casualty	211 430	70,06%	250 305	72,38%
Natural Catastrophe	33 480	11,09%	32 256	9,33%
Life	10 885	3,61%	15 183	4,39%
Aviation	16 064	5,32%	14 517	4,20%
Marine	20 497	6,79%	22 125	6,40%
Others	697	0,23%	422	0,12%
TOTAL	301 799	100%	345 838	100%

PERFORMANCE INDICATORS

Combined ratio

2021	2022	2023
75,26%	77,32%	73,95%

Loss Ratio

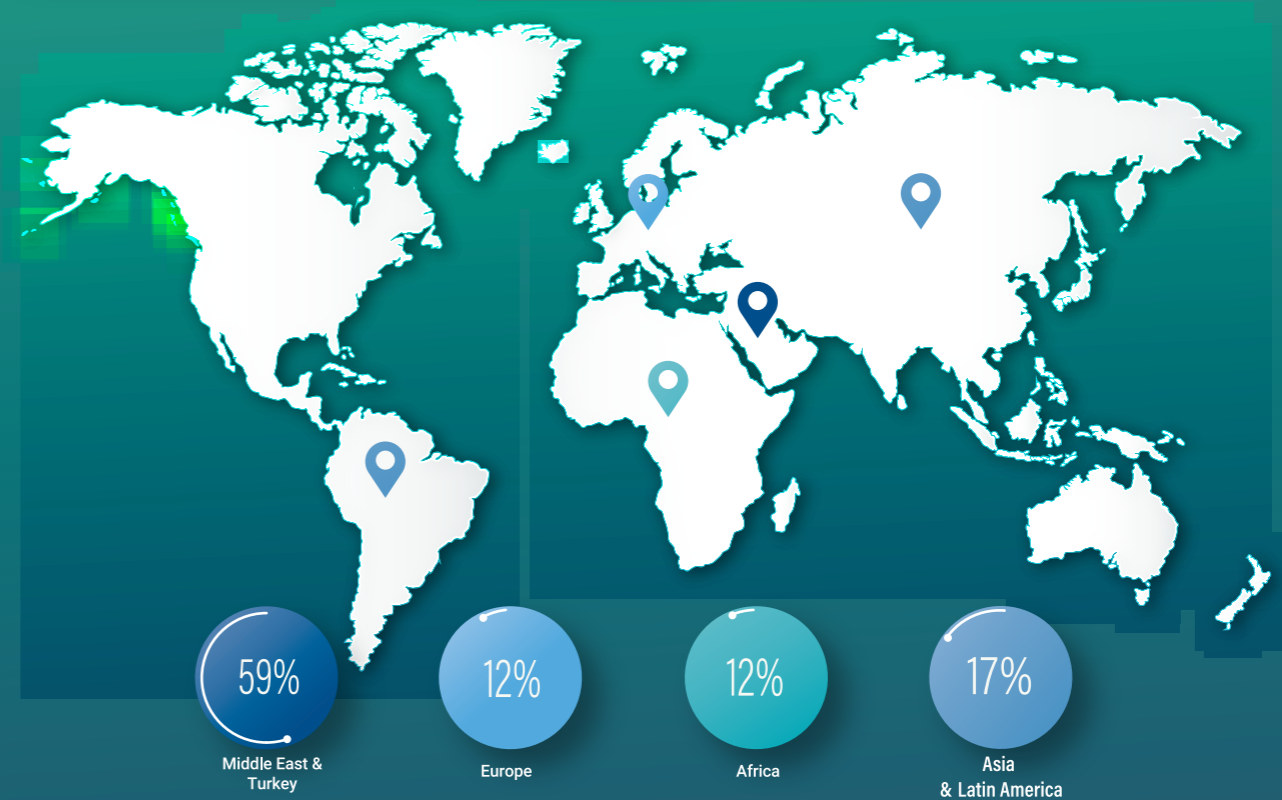
2021	2022	2023
50,90%	54,17%	46,57%

R.O.E

2021	2022	2023
15,02%	14,62%	16,28%

LOSS RATIO & COMBINED EXCLUDING EQUALIZATION PROVISION
R.O.E: SHAREHOLDER'S EQUITY WITHOUT NET PROFIT

GEOGRAPHICAL SCOPE OF INTERNATIONAL ACTIVITY



INTERNATIONAL MARKET ACTIVITY

MARKET PENETRATION



الشركة المركزية لإعادة التأمين
COMPAGNIE CENTRALE DE RÉASSURANCE

SERVING YOUR CHALLENGES,
SUPPORTING YOUR ACTIVITY

ACTIVITY DETAILS

U : Thousand USD

	UY 2022		UY 2023	
	GWP in USD	%	GWP in USD	%
Treaty premium	158 658	52,57%	206 715	59,77%
Facultative Premium	143 141	47,43%	139 123	40,23%
Domestic	251 222	83,24%	289 506	83,71%
International	50 577	16,76%	56 331	16,29%



Lot, N°2 N°133 cité administrative plateau
Ouled Fayet BP 07 bis Alger - Algeria
+213 (0) 23 31 40 75
+213 (0) 23 31 40 69
contact@ccr.dz

UNDERWRITING CAPACITIES

CLASS	TYPE	DOMESTIC MARKET	INTERNATIONAL MARKET
Non Marine	Proportional Treaty	\$ 180 000 000	\$ 5 000 000
	Non Proportional Treaty	\$ 180 000 000	\$ 5 000 000
	Facultative	\$ 360 000 000	\$ 5 000 000
Marine	Proportional Treaty	\$ 22 000 000	\$ 2 000 000
	Non Proportional Treaty	\$ 22 000 000	\$ 2 000 000
	Facultative	\$ 22 000 000	\$ 2 000 000
Casualty	Proportional Treaty	\$ 11 000 000	\$ 2 000 000
	Non Proportional Treaty	\$ 11 000 000	\$ 2 000 000
	Facultative	\$ 11 000 000	\$ 2 000 000
Life & Medical	Proportional Treaty	\$ 800 000	\$ 250 000
	Non Proportional Treaty	\$ 2 000 000	\$ 250 000
	Facultative	\$ 2 000 000	\$ 250 000

KEY FIGURES

U : MILLION DZD

	2021	2022	2023
FINANCIAL STRUCTURE			
SHARE CAPITAL	25 000	30 000	30 000
EQUITY CAPITAL	38 340	41 056	44 788
NET PROFIT	5 006	5 237	6 271
ROE	15,02%	14,62%	16,28%
TECHNICAL MANAGEMENT			
TURNOVER	39 635	40 619	46 546
TECHNICAL PROVISIONS	60 950	60 024	70 380
NET COMBINED RATIO	75,26%	77,32%	73,95%
FINANCIAL ACTIVITY			
INVESTMENTS	91 306	97 952	109 136
FINANCIAL PRODUCTS	3 587	4 064	4 627
YIELD RATE	3,93%	4,15%	4,24%
SOCIAL REPORT			
WORKFORCE	105	111	117
SUPERVISION RATE	89,52%	91,00%	99,00%
TURNOVER / WORKFORCE	377	366	398

CCR الشركة المركزية لإعادة التأمين
COMPAGNIE CENTRALE DE RÉASSURANCE



2023